

CompX[®]
FORT



STOCK[®]
LOCKS
Standard Locks for Special Needs

The Family Of...



PO Box 200
Mauldin, SC 29662
Phone: 864-297-6655 Fax: 864-297-9987
E-Mail: national@compx.com
compx.com



715 Center Street
Grayslake, IL 60030
Phone: 847-752-2500 Fax: 847-752-2419
E-Mail: fort@compx.com
compx.com



715 Center Street
Grayslake, IL 60030
Phone: 847-752-2600 Fax: 847.752.2420
E-Mail: timberline@compx.com
compx.com



PO Box 200
Mauldin, SC 29662
Phone: 864-297-6655 Fax: 864-297-9987
E-Mail: chicago@compx.com
compx.com

Table of Contents

Description	Page
Cams	19, 22
Cam Lock Accessory Kit.....	12
Cam Locks - Double Bitted.....	10, 11
Cam Locks - Single Bitted	6, 11
Cam Locks - Tubular Gem Series	13
Cam Locks - Thumb Turn.....	12
Drawer Locks - Single Bitted.	7
Drawer Locks - Tubular Gem Series	14
Key Blanks.....	20, 21
Maxi Cam Lock	10
Metal Drawer Locks	8
Miniature “T” Lock.....	11
Parts & Accessories	17, 18
Showcase Lock - Double Bitted.....	10
Showcase Lock - Single Bitted	8
Sliding Door Lock - Single Bitted	9
Sliding Door Lock - Tubular Gem Series.....	14
Switch Lock - Single Bitted.....	9
Switch Lock - Tubular Gem Series.....	13
Threaded Shaft Lock - Double Bitted	10
Threaded Shaft Lock - Single Bitted	9
Threaded Shaft Lock - Tubular Gem Series.....	14
Trailer & Gate Lock	11
Vending Machine Locks	15, 16

All part numbers shown in blue are available through the STOCK LOCKS program.

Multi-Function Lock Line

The Concept of Multi-Function:

The concept of Multi-Function is to make one bag of components available to produce many different functioning locks (up to 6 different functions in our single bitted lock bag). This enables the locksmith to carry fewer locks in inventory while still having complete stock on hand. Multi-Function bagged cam locks include our patented Wonder Washer, which allows for installation into either wood or metal without the use of a double "D" punch.

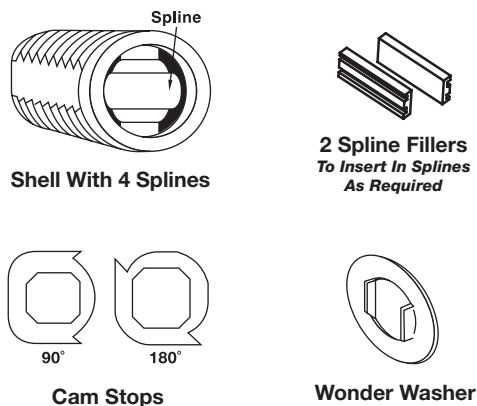
Multi-Function locks are available through several programs CompX Fort has developed. The STOCK LOCKS program provides 5 CompX Fort keyed alike and various keyed different codes, shipped in 24 hours of receipt of order. All other key codes (Key To Order - KTO) are available within CompX Fort Lock's standard lead times.

The Multi-Function Line:

Many of our popular lock series are designed for Multi-Function usage.

- Single bitted cam lock
- Wood drawer or door lock
- Gem tubular cam lock
- Single bitted showcase lock
- Double bitted cam lock
- Double bitted showcase lock
- Gem tubular switch lock
- Metal desk drawer lock











































A typical Multi-Function product.



LOCK PROVIDED WITH PARTS FOR SIX DIFFERENT FUNCTIONS				
Function	Key	Key	Parts Used	
			Rotation	Removable at:
1	12-3 CW	12	90° RT	3:00 & 9:00
2	12-3 CW	12, 3	90° RT	---
3	12-6 CW	12, 6	180° RT	3:00 & 9:00
4	12-9 CCW	12	90° LFT	9:00 & 3:00
5	12-9 CCW	12, 9	90° LFT	---
6	12-6 CCW	12, 6	180° LFT	9:00 & 3:00

All part numbers shown in blue are available through the STOCK LOCKS program.

Universal Keying Matrix

MANUFACTURER	KEY CODE	KEY PROFILE	KEY BLANK	MULTIFUNCTION UNIVERSAL LOCK	
				23000	24000
ALL LOCK	SEARS 4001-4050		54C		■
	SEARS 4001-4050		54C		■
	SEARS 4201-4250		54C		■
	4001-4050		54C		■
	4001-4050		54C		■
	4201-4250		54C		■
	4201-4225		54C		■
	PK502-999 (SWITCHLOCK)		54C		■
	PK502-999		54G	■	
	AMXXX-CODES		54G	■	
CCL	FAB24		54G	■	
	AUE1-700		OOV		■
	CAT1-200		SOOV		■
CHICAGO	LL226-LL275		54A	■	
	W1000-W1050 (EVEN #)		54A	■	
	SEARS W1000-W1050 (EVEN #)		54A	■	
	LL61-LL139		54A	■	
	SEARS LL61-LL139		54A	■	
	W1000-W1049 (ODD #)		54B		■
	SEARS W1000-W1049 (ODD #)		54B		■
	LL331		54G	■	
	1250-1499		54G	■	
	LLMK		54E	■	
ESP	ALXXX-CODES		54G	■	
	ES101-204		54G	■	
	SL342		54G	■	
	UC380		54G	■	
FORT LOCK	004-336		54G	■	
	F004-336		M54G	■	
	001-1000		OOV		■
	S01-336		SOOV		■
HUDSON	EL130		54C		■
	HL201-400		54G	■	
	HC714-840		54G	■	
	MM750-999		54G	■	
	HL959		54G	■	
HURD	SEARS 2001-2050		54A	■	
	LL201H-LL225H		54A	■	
	SEARS LL201H-LL225H		54A	■	
	2001-2050		54A	■	
	SEARS 2077-2099		54D	■	
	2051-2101		54D	■	
	GH067		54G	■	
ILCO	603		54G	■	
LORI	PB089,PB092		54C		■
	EB1-240		54G	■	
NATIONAL	C001A-633A		54D	■	
	D127A		54D	■	

All part numbers shown in blue are available through the STOCK LOCKS program.



Single Bitted Cam Locks with Universal Keyway
 23000 Series Locks
 24000 Series Locks



MULTI-FUNCTION

Illustration	Number	Description	Box Qty.
23000 Series Cam Locks – Featuring FlexaCam!		200 KD, KA 217, 221, 224, 237, 238 (stainless steel finish only)	
Stainless Steel Finish – Dust shutter version available. See page 11. * These locks provide a nut mounted cam.			
	MFW 23038*	Stainless Steel 7/16" 'A' Dimension	25
	MFW 23058	Stainless Steel 5/8" 'A' Dimension	25
	MFW 23078	Stainless Steel 7/8" 'A' Dimension	25
	MFW 23118	Stainless Steel 1-1/8" 'A' Dimension	25
	MFW 23138	Stainless Steel 1-3/8" 'A' Dimension	25
	MFW 23168	Stainless Steel 1-3/4" 'A' Dimension	25
Brass Finish		KD, KA 217, 221 (brass finish only)	
	MFW 23038B*	Brass 7/16" 'A' Dimension	25
	MFW 23058B	Brass 5/8" 'A' Dimension	25
	MFW 23078B	Brass 7/8" 'A' Dimension	25
	MFW 23118B	Brass 1-1/8" 'A' Dimension	25
	MFW 23138B	Brass 1-3/8" 'A' Dimension	25
	MFW 23168B	Brass 1-3/4" 'A' Dimension	25

24000 Series Cam Locks		KD, KA Cat15, Cat30, Cat45, Cat60	
Stainless Steel Finish		(NON-STOCK)	
	MFW 24038*	Stainless Steel 7/16" 'A' Dimension	
	MFW 24058	Stainless Steel 5/8" 'A' Dimension	
	MFW 24078	Stainless Steel 7/8" 'A' Dimension	
	MFW 24118	Stainless Steel 1-1/8" 'A' Dimension	
	MFW 24138	Stainless Steel 1-3/8" 'A' Dimension	
	MFW 24168	Stainless Steel 1-3/4" 'A' Dimension	
Brass Finish		(NON-STOCK)	
	MFW 24038B*	Brass 7/16" 'A' Dimension	
	MFW 24058B	Brass 5/8" 'A' Dimension	
	MFW 24078B	Brass 7/8" 'A' Dimension	
	MFW 24118B	Brass 1-1/8" 'A' Dimension	
	MFW 24168B	Brass 1-3/4" 'A' Dimension	

All part numbers shown in blue are available through the STOCK LOCKS program.



54G-23000 SERIES
OOV-24000 SERIES

Single Bitted Drawer Locks with Universal Keyway

23000 Series Locks
24000 Series Locks

**STOCK
LOCKS**

MULTI-FUNCTION

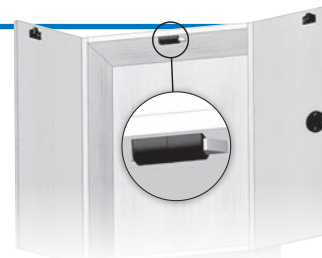
Illustration	Number	Description	Box Qty.
23000 Series Wood Drawer Locks		KD, KA 217	
Stainless Steel Finish			
<p>Spring Latch</p> <p>Deadbolt</p>	Key Pull at 12:00 & 3:00		
	MFW 23006	Stainless Stl. 3/4" Spring Latch & Deadbolt Function	25
	MFW 23007	Stainless Stl. 7/8" Spring Latch & Deadbolt Function	25
	MFW 23008	Stainless Stl. 1-1/8" Spring Latch & Deadbolt Function	25
Brass Finish			
<p>Spring Latch</p> <p>Deadbolt</p>	Key Pull at 12:00 & 3:00		
	MFW 23006B	Brass 3/4" Spring Latch & Deadbolt Function	25
	MFW 23007B	Brass 7/8" Spring Latch & Deadbolt Function	25
	MFW 23008B	Brass 1-1/8" Spring Latch & Deadbolt Function	25

24000 Series Wood Drawer Locks		KD, KA Cat15, Cat30, Cat45, Cat60	
Stainless Steel Finish		(NON-STOCK)	
<p>Spring Latch</p> <p>Deadbolt</p>	Key Pull at 12:00 & 3:00		
	MFW 24006	Stainless Steel 3/4" Spring Latch & Deadbolt Function	
	MFW 24007	Stainless Steel 7/8" Spring Latch & Deadbolt Function	

NEW! Double Door Latch

Eliminate the elbow catch.
Eliminates the need for an elbow catch, or other devices, and allows hardware to be installed out of the way.

- ◆ Part numbers:
D200DL-BLK, D300DL-BLK,
D200DL-WHT, D300DL-WHT



CompX
TIMBERLINE

For more information or to see a Double Door Latch video: <http://compX.com/ddl>

All part numbers shown in blue are available through the STOCK LOCKS program.



Single Bitted Drawer & Showcase Locks with Universal Keyway 23000 Series Locks

54G-23000 SERIES

Illustration	Number	Description	Box Qty.
Metal Drawer Lock - Stainless Steel Finish KD, KA 217, 221, 224, 237, 238			
	<p>• Multi-function</p> <p>MFW 23010</p>	<p>2 Bolt Throw Heights Bolt Notched for Assembled Installation 90° Key Turn to Open Key Removable Locked or Unlocked Removable Cylinder for Rekeying 'A' Dimension 19/32" (Other Dimensions Below)</p>	<p>25</p>
Metal Drawer Lock - Spring Latch - Stainless Steel KD, KA 217, 221, 224, 237, 238			
	<p>• Multi-function</p> <p>D 23011 (NON-STOCK)</p>	<p>Slam Latch Action 90° Key Turn to Open Key Removable at 12:00 & 3:00 Removable Cylinder for Rekeying 'A' Dimension 21/32"</p>	
Showcase Lock - Wood/Glass - Nickel Finish KD, KA 217, 221, 224, 237, 238			
	<p>• Multi-function</p> <p>MFWSG 23000</p>	<p>2 One-Way Bars, Wood & Glass 90° Key Turn to Open Key Removable at 12:00 Anti-Spread Housing <i>Note: Look for enhancements to this product June 2015!</i></p>	<p>10</p>

All part numbers shown in blue are available through the STOCK LOCKS program.



Single Bitted Door, Switch, & Threaded Shaft Locks with Universal Keyway



Illustration	Number	Description	Box Qty.
Sliding Door Lock - Nickel Finish		KD, KA 217, 221, 224, 237, 238	
	SD 990	Plunger Action, Wood Door Lock, 23000 Series Keyway 'A' Dimension, 1-1/32" 15/32" Bolt Throw Key Pull at 12:00 only in unlocked position (3:00) Turn key back to 12:00 to remove key, then push plug in to lock Not Rekeyable	25
Switch Lock - Maintaining - Nickel Finish		KD, KA 217, 221, 224, 237, 238	
	SW2-3118AD	23000 Series Keyway 'A' Dimension, 1-1/8" Lead Length 10" 2 Key Pulls at 12:00 & 3:00 Maintains Contact at 3:00, Open at 12:00 7 Amps @ 28 VAC/VDC Not Rekeyable	10
Switch Lock - Momentary - Nickel Finish		KD, KA 217, 221, 224, 237, 238	
	SW20-3118MC	23000 Series Keyway 'A' Dimension, 1-1/8", Lead Length 10" 1 Key Pull at 12:00 only Momentary Contact at 3:00, springs back to 12:00 7 Amps @ 28 VAC/VDC Not Rekeyable	10
Threaded Shaft Lock - Stainless Steel Finish		KD, KA 217, 221, 224, 237, 238	
	(NON-STOCK) Universal Keyway - 23000 Series Threaded Shaft Lock 'A' Dimension 8", 'B' Dimension - 7/8"		
TS 23078BD		2 Key Pulls at 12:00 and 6:00	
TS 23078U		4 Key Pulls at 12:00, 3:00, 6:00 and 9:00	

All part numbers shown in blue are available through the STOCK LOCKS program.



Double Bitted High Security Locks

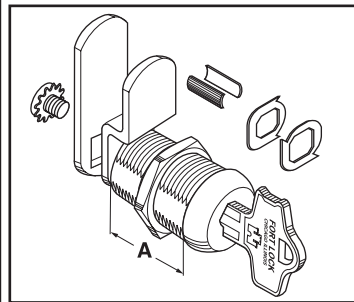
29000 Series - 5 Tumbler Locks

16000 Series - 10 Tumbler Locks



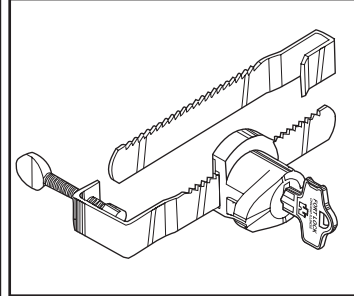
MULTI-FUNCTION

Illustration	Number	Description	Box Qty.
Cam Locks - Stainless Steel		KD, KA D3012, D3045, D3059, D3085, D3165	



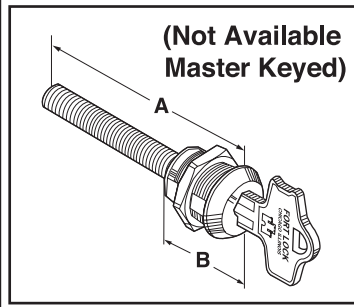
• Multi-function (Not Available Master Keyed)			
MFW 29058	5/8" 'A' Dimension - 5 Tumbler		25
MFW 29078	7/8" 'A' Dimension - 5 Tumbler		25
MFW 29118	1-1/8" 'A' Dimension - 5 Tumbler		25
MFW 29138	1-3/8" 'A' Dimension - 5 Tumbler		25

Wood/Glass Showcase Lock - Nickel Plated		KD, KA D3012, D3045, D3059, D3085, D3165	
---	--	--	--



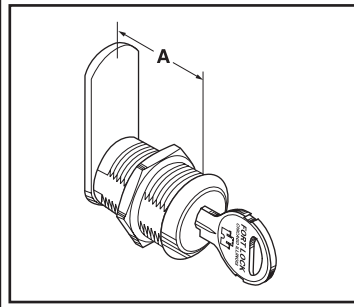
• Multi-function (Not Available Master Keyed)			
MFWSG 29000	2 One-Way Bars, Wood & Glass Anti-Spread Housing		10
<i>Note: Look for enhancements to this product June 2015!</i>			

Threaded Shaft Locks - Stainless Steel		KD, KA D3012, D3045, D3059, D3085, D3165	
---	--	--	--



(Not Available Master Keyed)			
TS 29078BD (NON-STOCK)	29000 Series Lock 'A' Dimension 8", 'B' Dimension 7/8" 2 Key Pulls at 12 and 6		
TS 29078U (NON-STOCK)	29000 Series Lock 'A' Dimension 8", 'B' Dimension 7/8" 4 Key Pulls at 12, 3, 6 and 9		

16000 Series Maxi Cam Locks - Nickel Plated		KD, KA 16124, 16272, 16119, 16219, 16219	
--	--	--	--



(NON-STOCK) Without Cam - Must Specify Cam			
16058	5/8" 'A' Dimension	10 Tumbler Locks Key Pull at 12:00 Mounting Hole Size 3/4" DIA. X 11/16" DD Flats	
16078	7/8" 'A' Dimension		
16118	1-1/8" 'A' Dimension		
16138	1-3/8" 'A' Dimension		

All part numbers shown in blue are available through the STOCK LOCKS program.





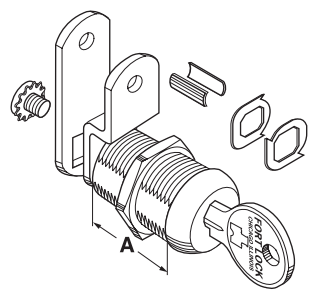


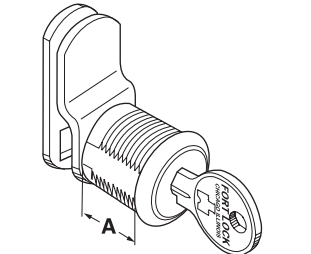
 <p>54G-23000 SERIES</p>	 <p>750</p>	 <p>KT1</p>	<p>Special Purpose Locks NEW! Dust Shutter Cam Lock Trailer & Gate Lock Miniature 'T' Cam Lock</p> <p>MULTI-FUNCTION</p> 
---	--	--	--

Illustration	Number	Description	Box Qty.
<p>NEW! Dust Shutter Cam Lock – Featuring FlexaCam! KD, KA 217, 221, 224</p>			
 <p>MFWDS23078 shown</p>	<p>MFWDS23058</p>	<p>Stainless Steel finish 5/8" 'A' Dimension Corrosion resistant – stainless steel cap with X33 finish (RoHS compliant) Nut mounted cam</p>	<p>25</p>
 <p>MFWDS23078 shown</p>	<p>MFWDS23078</p>	<p>Stainless Steel finish 7/8" 'A' Dimension Corrosion resistant – stainless steel cap with X33 finish (RoHS compliant) Screw mounted cam</p>	<p>25</p>
<p>Trailer & Gate Lock KD, KA 1339</p>			
	<p>TL-37</p>	<p>5000 Series Double Bitted, 6 Tumbler, Key Retaining, Solid Die Cast Construction, Key Blank 750 90° Key Rotation Key Retained in Unlocked Position</p>	<p>25</p>
<p>Miniature 'T' Lock - Multifunction KD, KA K001, K002, K024</p>			
	<p>1T-058</p>	<p>Miniature Lock-For Glass & Plastic Doors 'A' Dimension, 11/16" Straight and 1/16" Offset Cams Mounting Hole 15/32" DIA X 27/64" DD Flats 90° Key Rotation Key Removable at 12:00 and 3:00</p>	<p>25</p>

All part numbers shown in blue are available through the STOCK LOCKS program.



Typical Thumb Turn



KT1


Thumb Turn Locks Cam Lock Accessory Kit



MULTI-FUNCTION

Illustration	Number	Description	Box Qty.
Thumb Turn Cam Lock			
	MFW TT058	5/8" 'A' Dimension	25
	MFW TT078	7/8" 'A' Dimension	25
		Standard thumb turn cam lock provided with our Multi-Function packaging, which includes a straight cam, offset cam, wonder washer, and hex nut. Spline fillers not included.	
Locking Thumb Turn Cam Lock		KD, KA, K055, K078, K026	
	MFW LT078	7/8" 'A' Dimension	25
		A unique thumb turn cam lock with a key lock. Available KA & KD. Multi-Function packaging, which includes a straight cam, offset cam, wonder washer, and hex nut. Key can be removed in locked or unlocked position. Spline fillers not included.	
Double Drawer Strike Plate			
	C500SP	Designed to lock file and box drawers when no other locking points are available.	25
Cam Lock Accessory Kit			
	AK-100	Our accessory kit contains 18 separate items, conveniently packed in a heavy duty plastic case. The kit is designed to provide the most commonly used parts, along with many hard to find items. Our kit provides most parts needed for any field changes. The kit contains 5 each of the following:	
	CL1 Clips	Ball & Spring Detent	DC-1 Dust Cap
	AP1 Anchor Plate	C1 Collar	Plug Removal Tool
	3 Point Locking Cam	AW1 Spur Washer	S4 4-40 Screw
	CA1 Cam Adaptor	201 Hook Cam	BF1 814 Bent Cam
	BF1418 Bent Cam	SF4000 Straight Cam	Doubled Ended Cam
	SF1200 Straight Cam	OF2408 Offset Cam	OF2414 Offset Cam

All part numbers shown in blue are available through the STOCK LOCKS program.



High Security Tubular Key Locks

GEM 1000 Series Locks


7 Pin Tumbler



MULTI-FUNCTION

Illustration	Number	Description	Box Qty.																
Cam Locks - Nickel Plated – Featuring FlexaCam!																			
KD, KA 27379, 27380, 27381, 27382, 27383, 27384, 27385																			
	• Multi-function																		
	MFW1038	1/2" 'A' Dimension (Not Available Master Keyed)	25																
	MFW1058	23/32" 'A' Dimension	25																
	MFW1078	15/16" 'A' Dimension	25																
	MFW1118	1- 5/32" 'A' Dimension	25																
	MFW1148	1-1/2" 'A' Dimension (Not Available Master Keyed)	25																
Switch Lock - Momentary & Maintaining - Nickel																			
KD, KA 27379, 27380, 27381, 27382, 27383																			
	• Multi-function																		
	MFSW3-1138	Rekeyable Switch Lock - UL Rated Maintaining & Momentary Contact, Single Pole, Double Throw Switch, 125/250VAC 7A (Resistive Load) Lead Length 10" 'A' Dimension 1-3/8"	<table border="1" style="width: 100%; border-collapse: collapse;"> <thead> <tr> <th colspan="4">Parts Provided For:</th> </tr> <tr> <th>Function</th> <th>Turn</th> <th>Key Removable</th> <th>Function</th> </tr> </thead> <tbody> <tr> <td>1</td> <td>90° CW</td> <td>12 & 3</td> <td>Maintained</td> </tr> <tr> <td>2</td> <td>90° CW</td> <td>12</td> <td>Momentary Spring Back</td> </tr> </tbody> </table>	Parts Provided For:				Function	Turn	Key Removable	Function	1	90° CW	12 & 3	Maintained	2	90° CW	12	Momentary Spring Back
Parts Provided For:																			
Function	Turn	Key Removable	Function																
1	90° CW	12 & 3	Maintained																
2	90° CW	12	Momentary Spring Back																
Switch Lock - Maintaining - Nickel Plated																			
KD, KA 27379, 27380, 27381, 27382, 27383																			
	• Multi-function																		
	SW2-1138AD	Maintains Contact at 3:00 Single Pole, Single Throw Switch 7 Amps @ 28 VAC/VDC Key Removable At 12:00 & 3:00 'A' Dimension, 1-3/8" Lead Length 10" Not Rekeyable	10																
Switch Lock - Momentary - Nickel Plated																			
KD, KA 27379, 27380, 27381, 27382, 27383																			
	• Multi-function																		
	SW20-1138MC	Momentary Contact, Single Pole, Single Throw Switch 7 Amps @ 28 VAC/VDC Operation: 90° CW Turn Contacts Closed - Spring Back to 12:00, Key Removable 'A' Dimension, 1-3/8" Lead Length 10" Not Rekeyable	10																

All part numbers shown in blue are available through the STOCK LOCKS program.

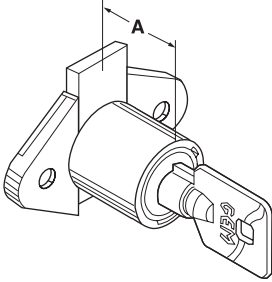
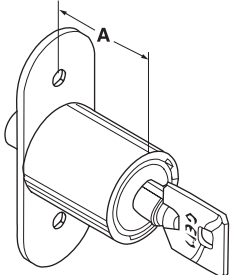
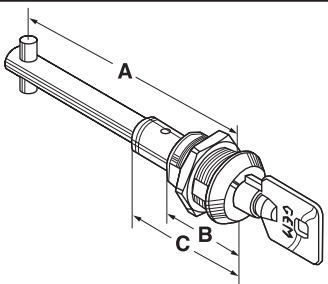
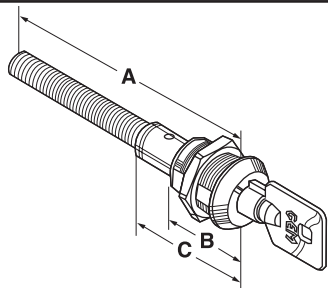


High Security Tubular Key Locks


GEM 1000 Series Locks

7 Pin Tumbler



Illustration	Number	Description	Box Qty.
Wood Drawer Lock - Chrome Finish		KD, KA 27379, 27380	
	DR 1008	3/8" Bolt Throw Key Pulls at 12:00 & 6:00 180° Key Turn to Open 'A' Dimension 7/8"	25
Sliding Door Lock - Chrome Finish		KD, KA 27379, 27380	
	SD 1990	Plunger Action Wood Door Lock 15/32" Bolt Throw 90° Key Turn - Plunger Slides Out To Lock 'A' Dimension, 1-1/32" Key Pull at 12:00 only in unlocked position (3:00) Turn key back to 12:00 to remove key, then push plug in to lock	25
Plain Shaft Lock with Bayonette Locking - Nickel		KD, KA 27379, 27380, 27381, 27382, 27383	
	PS 1058 AD (NON-STOCK)	'A' Dimension, 8" 'B' Dimension, 5/8" 'C' Dimension, 1-1/2" 90° Key Turn Key Pulls at 12:00 & 3:00	
Threaded Shaft Lock - Nickel Finish		KD, KA 27379, 27380, 27381	
	TS 1058BD	'A' Dimension, 8", 'B' Dimension, 5/8", 'C' Dimension, 1-1/2" 2 Key Pulls at 12 and 6	10
	TS 1058U	'A' Dimension, 8", 'B' Dimension, 5/8", 'C' Dimension, 1-1/2" 4 Key Pulls at 12, 3, 6 and 9	10

All part numbers shown in blue are available through the STOCK LOCKS program.




Vending Machine Locks
High Security Tubular Key Locks
 GEM 1000 Series Locks
 7 Pin Tumbler



Illustration	Number	Description	Box Qty.
Inner Cylinder - Nickel Finish		KD, KA 27379, 27380, 27381, 27382, 27383, 27384, 27385	
	YPT 1010	Inner Cylinder for POP-OUT T Handles Meets NAMA Standards 'A' Dimension, 59/64"	10
	See Standard Cams Shown Below		
POP-OUT T Handle Small - Chrome Finish		KD, KA 27379, 27380, 27381, 27382, 27383	
	(NON-STOCK) Short Bodied T Handle		
	4200	Cam Operated Handle, Supplied with Inner Cylinder, Cam Not Included	
	OU-4200-NA	Cam Operated Handle, Inner Cylinder Not Included, Cam Not Included (See Below)	
See Standard Cams Shown Below			
POP-OUT T Handle - Chrome Finish		KD, KA 27379, 27380, 27381, 27382, 27383	
	(NON-STOCK) Long Bodied T Handle		
	4266	Cam Operated Handle, Supplied with Inner Cylinder, Cam Not Included	
	OU-4266-NA	Cam Operated Handle, Inner Cylinder Not Included, Cam Not Included	
See Standard Cams Shown Below			
POP-OUT T Handle - Chrome Finish		KD, KA 27379, 27380, 27381, 27382, 27383	
	(NON-STOCK) Long Bodied T Handle w/Threaded Shaft		
	4265	Threaded Shaft Operated Handle, Supplied with Inner Cylinder	
	OU-4265-NA	Threaded Shaft Operated Handle, Inner Cylinder Not Included	
See Standard Cams Shown Below			

All part numbers shown in blue are available through the STOCK LOCKS program.



High Security Pin Tumbler Tubular Key Locks

GEMATIC Series - 8 Pin Tumbler Changeable Combination Locks
8 Different Combinations in One Lock

MULTI-FUNCTION

Illustration	Number	Description	Box Qty.
GEMATIC Cam Locks - Nickel Finish		(NON-STOCK)	
	8 Built-in Key Changes - See Below For Key Sets		
	8GS-N1058	23/32" 'A' Dimension, Less Keys	
	8GS-N1078	15/16" 'A' Dimension, Less Keys	
	8GS-N1118	1- 5/32" 'A' Dimension, Less Keys	
	8GS-N1148	1-1/2" 'A' Dimension, Less Keys	
GEMATIC Inner Cylinder - Nickel Finish		(NON-STOCK)	
	8 Built-in Key Changes - See Below For Key Sets		
	8GS-YPT1010	Gematic Inner Cylinder - Less Keys For POP-OUT T Handles 'A' Dimension 59/64" See Below For Key Sets	
GEMATIC Change Keys - Nickel Finish		(NON-STOCK)	
	Set of 9 for Gematic Locks		
	Key Set-8GS	Key Sets For Gematic Inner Cylinders & Cam Locks 1 Control Key (To Change Combinations) 8 Change Keys (Lock Operating Keys)	1 Set



CompX Regulator

Electronic push button cabinet locks can be installed easily on new or retrofit applications.

Self-locking ♦ 75,000 cycles ♦ External battery installation/removal

Keyless locking made easy!

847.752.2500
compregulator.com

All part numbers shown in blue are available through the STOCK LOCKS program.

Parts & Accessory Hardware

Use Only Original Fort Lock Parts & Accessories




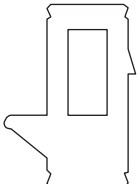
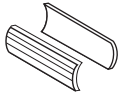


Illustration	Number	Description	Box Qty.
All part numbers in black on this page are NON-STOCK.			
<p>Anchor Washers AW1 & AW2 AW3 WW1</p>	AP1	ANCHOR PLATE, .630 FLATS	25
	AP2	ANCHOR PLATE, .685 FLATS	
	AW1	ANCHOR WASHER WOOD, .630 FLATS, ID .750	25
	AW2	ANCHOR WASHER WOOD, .685 FLATS, ID .750	
	AW3	ANCHOR WASHER METAL, .650 FLATS, ID .750	25
	WW1	WONDER WASHER, .630 - .635 FLATS (FOR METAL & WOOD)	25
<p>Metal Dust Cover DC1</p>	C1	COLLAR, 3/32" HEIGHT, 1-1/32" O.D.	25
	C2	COLLAR, 3/16" HEIGHT, 1-1/16" O.D.	25
<p>Collar C2 Anchor Plate AP1</p>	DC1	METAL DUST COVER	25
	FC1	SPACER COLLAR, 1/16" THICKNESS	
	FC2	SPACER COLLAR, 3/32" THICKNESS	
	FC3	SPACER COLLAR, 1/8" THICKNESS	
	FC4	SPACER COLLAR, 5/32" THICKNESS	
	FC5	SPACER COLLAR, 3/16" THICKNESS	
	FC6	SPACER COLLAR, 7/32" THICKNESS	
	FC7	SPACER COLLAR, 1/4" THICKNESS	
	FC8	SPACER COLLAR, 9/32" THICKNESS	
	FC9	SPACER COLLAR, 5/16" THICKNESS	
	FC10	SPACER COLLAR, 3/8" THICKNESS	
	FC11	SPACER COLLAR, 7/16" THICKNESS	
FC12	SPACER COLLAR, 1/2" THICKNESS		
<p>Hex Nut N1 Sems Screws S8</p>	N1	HEX NUT, 3/4" X 24 TPI	
	N5	HEX NUT, 9/32" X 28 TPI	
	N6	HEX NUT, 5/16" X 24 TPI	
<p>Protective Collar PC1, 2, 3, 4, 5</p>	PC1	PROTECTIVE COLLAR, 13/32" HEIGHT A .094 B .400 C 1.250	
	PC2	PROTECTIVE COLLAR, 1/4" HEIGHT A .062 B .250 C 1.187	25
	PC4	PROTECTIVE COLLAR, 17/32" HEIGHT A .342 B .532 C 1.250	
	PC5	PROTECTIVE COLLAR, 5/8" HEIGHT 1-3/8" O.D. A .050 B .6250 C 1.375	
	S8	SEMS SCREW, 1/4X20TPI	
<p>Star Lock Washer External SPW4 Spacer Collar FC7</p>	SPW1	STAR LOCK WASHER INTERNAL, 3/4" HOLE	
	SPW2	STAR LOCK WASHER INTERNAL, 5/16" HOLE	
	SPW3	STAR LOCK WASHER INTERNAL, 9/32" HOLE	
	SPW4	STAR LOCK WASHER EXTERNAL, 5/16" HOLE	
	SPW5	STAR LOCK WASHER INTERNAL, 1/4" HOLE	
<p>Washer W3 Star Lock Washer Internal SPW1</p>	W2	WASHER, 3/32" THICKNESS, 1-1/16" O.D.	
	W3	WASHER, 1/16" THICKNESS, 1" O.D.	
	W15	WASHER, 2" O.D. 7/8" I.D. (EXT. SLEEVE COMPONENT)	
	W16	WASHER .640 FLATS (EXT. SLEEVE COMPONENT)	

All part numbers shown in blue are available through the STOCK LOCKS program.

Parts & Rekeying Hardware

Rekey Locks with Original FORT Replacement Parts



Illustration	Number	Description	Box Qty.
Rekeying Kits			
 <p>Rekey Kit RKK-190</p>	RKK 190	Universal Wafer Kit for 29000 Series	1
	RKK 130	Universal Wafer Kit for 23000, 24000 Series	1
	RKK 130M	23000 Series Master Wafer Kit	1
	RKK 110	1000 Series GEM Pin Kit	1
	All part numbers in black on this page are NON-STOCK.		
	RKK 1GO	1000 Series GEMATIC Pin Kit	
Wafers and Pins			
 <p>Universal Wafer</p>	DT 23000	23000 Series Disc Tumblers #1 Thru #6	100
	DT 29000	29000 Series Disc Tumblers #1, #3 & #5	100
	PT 1000	1000 Series Pin Tumblers	100
	DPT 1000	1000 Series Driver Pins #0 Thru #6	
Springs			
 <p>Spline Fillers SF-1</p>	TS 1	1000, 23000 Series Tumbler Springs	
	TS 9	29000 Series Tumbler Springs	
Spline Fillers, Cam Adapters & Retaining Pin			
 <p>Removeable Retaining Pin RPP-1</p>	SF-1	23000, 24000, 29000 Series Spline Fillers	
	CA-1	23000 Series Cam Adapter - Flat to Tubular	100
	RPP-1	1000 Series Removeable Retaining Pin	
Cam Stops			
 <p>Cam Adapter CA-1</p>	CA 901	Cam Stop 90° 1000 Series	
	CA 1801	Cam Stop 180° 1000 Series	
	CA 903	Cam Stop 90° 23000, 24000, 29000 Series	
	CA 1803	Cam Stop 180° 23000, 24000, 29000 Series	
	CA 908	Cam Stop 90° 5000 Series	
	CA 1808	Cam Stop 180° 5000 Series	
Retaining Clip			
	CL 1	Retaining Clip (Standard)	25

All part numbers shown in blue are available through the STOCK LOCKS program.

Locksmith Accessories & Standard Cams



Use Only Original Fort Lock Parts & Accessories

Illustration	All part numbers in black on this page are NON-STOCK.			
	Standard Cams			
<p>Straight</p> <p>Bent</p> <p>Offset</p> <p>Hook</p>	Purchased Separately from Locks			
	Flat Lock	Gem Lock	Description	Box Qty.
	SF 1100		Straight A = 11/16"	25
	SF 1200		A = 3/4"	25
	SF 1400		A = 7/8"	25
	SF 1600	SG 1600	A = 1"	25
	SF 1800	SG 1800	A = 1-1/8"	25
	SF 2000	SG 2000	A = 1-1/4"	25
	SF 2400	SG 2400	A = 1-1/2"	25
	SF 2800	SG 2800	A = 1-3/4"	25
	SF 3200	SG 3200	A = 2"	25
	SF 4000		A = 2-1/2"	25
	BF 1416	BG 1416	Bent A = 7/8", C = 1/2"	
	BF 1420	BG 1420	A = 7/8", C = 5/8"	
	BF 1424	BG 1424	A = 7/8", C = 3/4"	
	BF 1816	BG 1816	A = 1-1/8", C = 1/2"	25
	BF 1820	BG 1820	A = 1-1/8", C = 5/8"	
	BF 1824	BG 1824	A = 1-1/8", C = 3/4"	
	OF 1808	OG 1808	Offset A = 1-1/8", B = 1/2", C = 1/4"	25
	OF 1814	OG 1814	A = 1-1/8", B = 1/2", C = 7/16"	
	OF 2208	OG 2208	A = 1-3/8", B = 1/2", C = 1/4"	
	OF 2212		A = 1-3/8", B = 1/2", C = 3/8"	
	OF 2214	OG 2214	A = 1-3/8", B = 1/2", C = 7/16"	
	OF 2222		A = 1-3/8", B = 1/2", C = 11/16"	25
	OF 2408		A = 1-1/2", B = 1/2", C = 1/4"	25
	OF 2608	OG 2608	Offset A = 1-5/8", B = 1/2", C = 1/4"	25
	201		Hook See page 22 for Dimensions	25
	A 201		" "	
A 202		" "		
202		" "		



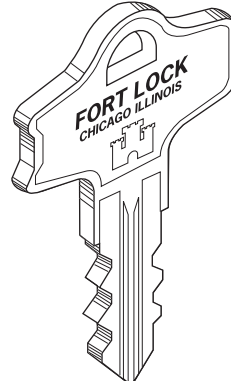
Cam Material: Flat Locks .109 Thick, Gem Locks .125 Thick
Cam Hole: Flat Locks .349 Square, Gem Locks .285 DIA, with .216 Flats

All part numbers shown in blue are available through the STOCK LOCKS program.

Key Blanks



Use Only Original High Quality FORT Keys


Illustration	Number	Description	Box Qty.
 <p>K137</p>  <p>K54G</p>  <p>K757</p>	Key Blanks		
	K137	For 1000 Series Gem Locks	50
	K140	For 1000 Series Gem Master Keyed Locks	50
	K147	Part number K147 is obsolete. No replacement available.	
	K54G	For 23000 Series 4 & 5 Disc Tumbler Locks	50
	KS54G	For 23000 Series 4 Disc Tumbler Locks	50
	KL54G	For 23000 Series 6 Disc Tumbler Locks	50
	KS00V	For 24000 Series 5 Disc Tumbler Locks	50
	K00V	For 24000 Series 6 Disc Tumbler Locks	50
	KM54G	For 23000 Series 5 Disc Tumbler Locks, Master Keyed Locks	50
	KML54G	For 23000 Series 6 Disc Tumbler Locks, Master Keyed Locks	50
	K750	For 5000 Series 750 Keyway Locks	50
	K757	For 5000 Series 757 Keyway Locks	50
	K84	For 16000 Series Round Head Locks, Maxi Locks	50
	K84M	For 16000 Series Round Head Locks, Master Keyed Locks	50
	K60	For 7000 Series 8 Disc Tumbler Locks	50
	K752	For 8000 Series Locks	50
	K775	For 9000 Series 6 Disc Tumbler Locks	50
	KS775	For 9000 Series 5 Disc Tumbler Locks	50
	KS900	For 29000 Series 5 Disc Tumbler Locks, & Showcase Locks	50
KT1	For 1T Series Locks	50	
KDM23	Part number KDM23 is obsolete. No replacement available.		

All part numbers shown in blue are available through the STOCK LOCKS program.


Key Blanks



Use Only Original High Quality FORT Keys



K137
Steel Barrel – 7 Pin
1000 Series



K140
1000 Series
Master Key



K147
7 Pin
A000 Series

*Part numbers
K147 and KDM23
are obsolete.
No replacement
available.*



KDM23
5 Disc
1M Series



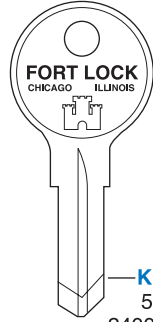
KT1
4 Disc
1T Series



***K54A**
K54B
K54C
K54D
K54E
**Part number
will be
obsolete
when current
inventory is
depleted*
KS54G
4 Disc
K54G
5 Disc
23000 Series



KMS54G
4 Disc
KM54G
5 Disc
23000 Series
KL54G
6 Disc
23000 Series



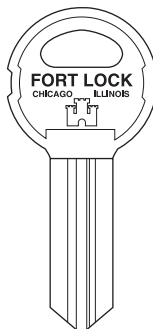
KS00V
5 Disc
24000 Series
KOOV 6 Disc
KS00V 5 Disc
24000 Series



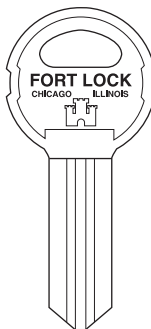
K750
6 Disc
5000 Series



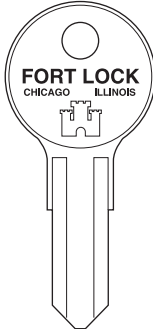
K757
6 Disc
5000 Series



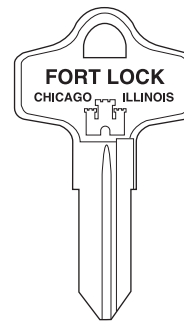
K84
10 Disc
16000 Series



K84M
10 Disc
16000 Series
Master Key



K60
10 Disc
7000 Series



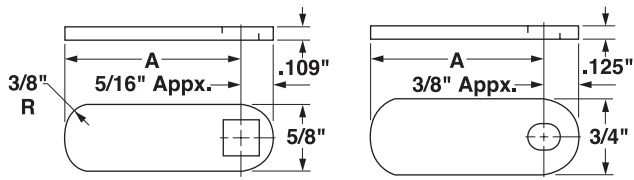
K752
6 Disc
8000 Series



KS900
5 Disc
29000 Series
K775 6 Disc
KS775 5 Disc
9000 Series

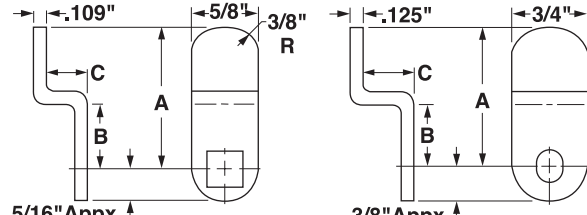
All part numbers shown in blue are available through the STOCK LOCKS program.

Customer Specified Cams



Style SF
Flat Key

Style SG
Round Key

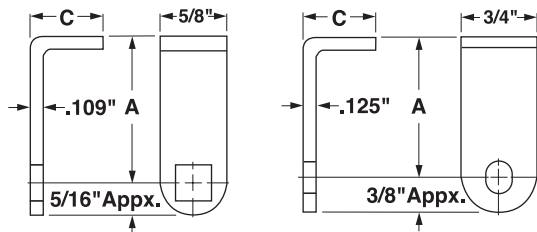


Style OF

Style OG

Catalog Number		Dimensions	Catalog Number		Dimensions
Flat Style	Gem Style	'A' Inches	Flat Style	Gem Style	'A' Inches
SF0900	SG0900	9/16	SF2100	SG2100	1-5/16
SF1000	SG1000	5/8	SF2200	SG2200	1-3/8
SF1100	SG1100	11/16	SF2300	SG2300	1-7/16
SF1200	SG1200	3/4	SF2400	SG2400	1-1/2
SF1300	SG1300	13/16	SF2600	SG2600	1-5/8
SF1400	SG1400	7/8	SF2800	SG2800	1-3/4
SF1500	SG1500	15/16	SF3000	SG3000	1-7/8
SF1600	SG1600	1	SF3200	SG3200	2
SF1700	SG1700	1-1/16	SF3400	SG3400	2-1/8
SF1800	SG1800	1-1/8	SF3600	SG3600	2-1/4
SF1900	SG1900	1-3/16	SF3800	SG3800	2-3/8
SF2000	SG2000	1-1/4	SF4000	SG4000	2-1/2

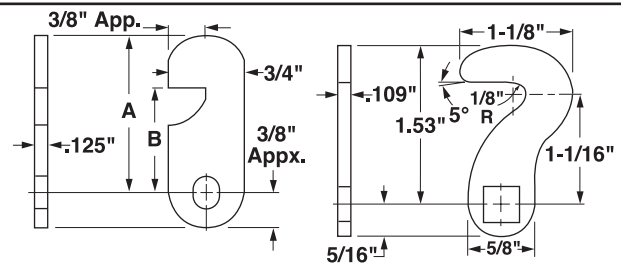
Flat Style	Gem Style	Dimensions (Inches)		
Offset	Offset	A	B	C
OF1602	OG1602	1	1/2	1/16
OF1604	OG1604	1	1/2	1/8
OF1606	OG1606	1	1/2	3/16
OF1608	OG1608	1	1/2	1/4
OF1610	OG1610	1	1/2	5/16
OF1612	OG1612	1	1/2	3/8
OF1614	OG1614	1	1/2	7/16
OF1802	OG1802	1-1/8	1/2	1/16
OF1804	OG1804	1-1/8	1/2	1/8
OF1806	OG1806	1-1/8	1/2	3/16
OF1808	OG1808	1-1/8	1/2	1/4
OF1810	OG1810	1-1/8	1/2	5/16
OF1812	OG1812	1-1/8	1/2	3/8
OF1814	OG1814	1-1/8	1/2	7/16
OF2002	OG2002	1-1/4	1/2	1/16
OF2004	OG2004	1-1/4	1/2	1/8
OF2006	OG2006	1-1/4	1/2	3/16
OF2008	OG2008	1-1/4	1/2	1/4
OF2010	OG2010	1-1/4	1/2	5/16
OF2012	OG2012	1-1/4	1/2	3/8
OF2014	OG2014	1-1/4	1/2	7/16
OF2202	OG2202	1-3/8	1/2	1/16
OF2204	OG2204	1-3/8	1/2	1/8
OF2206	OG2206	1-3/8	1/2	3/16
OF2208	OG2208	1-3/8	1/2	1/4
OF2210	OG2210	1-3/8	1/2	5/16
OF2212	OG2212	1-3/8	1/2	3/8
OF2214	OG2214	1-3/8	1/2	7/16
OF2402	OG2402	1-1/2	1/2	1/16
OF2404	OG2404	1-1/2	1/2	1/8
OF2406	OG2406	1-1/2	1/2	3/16
OF2408	OG2408	1-1/2	1/2	1/4
OF2410	OG2410	1-1/2	1/2	5/16
OF2412	OG2412	1-1/2	1/2	3/8
OF2414	OG2414	1-1/2	1/2	7/16
OF2602	OG2602	1-5/8	1/2	1/16
OF2604	OG2604	1-5/8	1/2	1/8
OF2606	OG2606	1-5/8	1/2	3/16
OF2608	OG2608	1-5/8	1/2	1/4
OF2610	OG2610	1-5/8	1/2	5/16
OF2612	OG2612	1-5/8	1/2	3/8
OF2614	OG2614	1-5/8	1/2	7/16



Style BF
Flat Key

Style BG
Round Key

Flat Style	Gem Style	Dimensions (Inches)	
90° Bent	90° Bent	A	C
BF1410	BG1410	7/8	5/16
BF1412	BG1412	7/8	3/8
BF1414	BG1414	7/8	7/16
BF1416	BG1416	7/8	1/2
BF1418	BG1418	7/8	9/16
BF1420	BG1420	7/8	5/8
BF1422	BG1422	7/8	11/16
BF1424	BG1424	7/8	3/4
BF1810	BG1810	1-1/8	5/16
BF1812	BG1812	1-1/8	3/8
BF1814	BG1814	1-1/8	7/16
BF1816	BG1816	1-1/8	1/2
BF1816	BG1816	1-1/8	9/16
BF1820	BG1820	1-1/8	5/8
BF1822	BG1822	1-1/8	11/16
BF1824	BG1824	1-1/8	3/4




Style No. A202

Style No. 201

Number	Dimensions
A202	A and B to be specified by customer
201	Dimensions as shown

All part numbers shown in blue are available through the STOCK LOCKS program.

MULTI-FUNCTION TUBULAR CAM LOCKS



V69B-16 BOARD

V69B-16 Board displays Multi-function cam locks, MFW1038 - MFW1148, SD1990 Sliding door lock, MFSW3-1138 Switch lock, TS1058U Threaded shaft lock, DR1008 Wood drawer lock and YPT1010 Inner cylinder.


MULTI-FUNCTION SINGLE BITTED CAM LOCKS



V69B-17 BOARD

V69B-17 Board displays Multifunction cam locks MFW23038 - MFW23168, SW20-3118MC Switch lock, MSW23010 Metal door lock, MFW23006 Spring door latch, SD990 Sliding door lock, MFWSG23000 Showcase lock.

MULTI-FUNCTION DOUBLE BITTED CAM LOCKS



V69B-18 BOARD

V69B-18 Board displays Multi function cam locks MFW29058 - MFW29138 and MFWSG29000 Showcase lock.

SPECIAL PURPOSE LOCKS AND ACCESSORIES



V69B-21 BOARD

V69B-21 Board displays MFWLT078 Locking thumb turn, MFWTT058 Thumb turn, DC1 Metal dust cover, API Anchor plate, WWI Wonder washer, 1T-058 Miniature lock, CL1. Retaining clip and TL-37 Trailer and gate lock.



ASSOCIATE
MEMBER



ASSOCIATE
MEMBER



ASSOCIATE
MEMBER



Crafting
quality products
in **America**
since **1903**

CompX
FORT

CompX
SECURITY PRODUCTS

REGISTERED TO ISO 9001
CERTIFICATE NO. 10000814 QM08

MAIN OFFICE - FACTORY

PO Box 200
Mauldin, SC 29662
PH: 864-297-6655
FAX: 864-297-9987
compX.com

WESTERN DISTRIBUTION CENTER

9370 Buffalo Avenue, Unit 104
Rancho Cucamonga, CA 91730
PH: 909-476-7933
FAX: 909-476-8553

Reorder #: F2644-003
November 2017
Printed in the USA

Copyright 2017
© CompX Security Products



COMPX FORT
REGISTERED TO ISO 9001
CERTIFICATE NO. 10000814 QM08

